



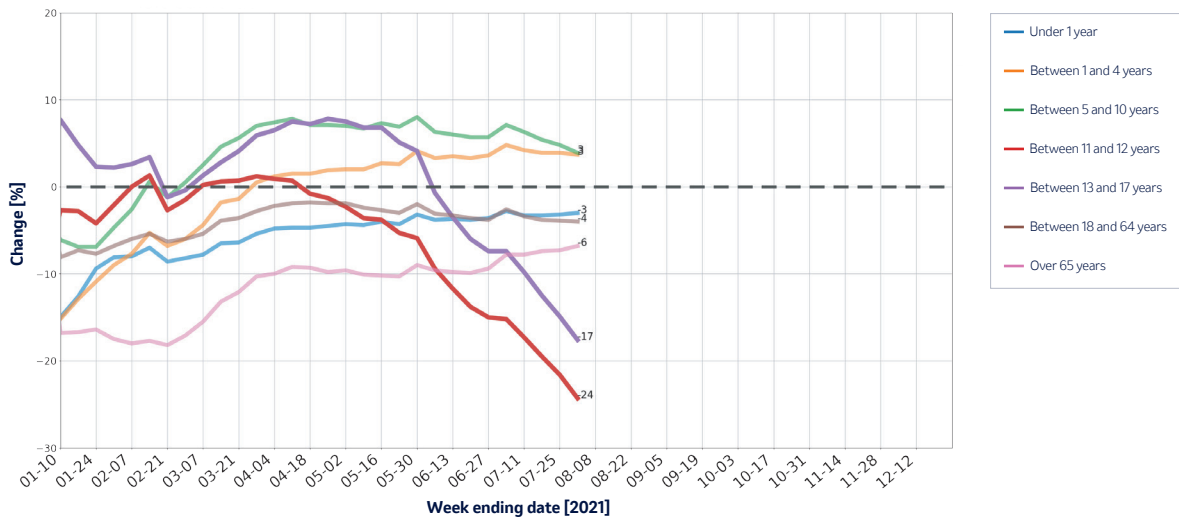
# THE TIME TO ACT IS NOW AND WITH URGENCY

Numerous reports have documented a marked drop in vaccination and other preventive services during the pandemic, leaving children and adolescents at risk for vaccine-preventable diseases.<sup>1-5</sup>

Concerted effort is critical to recover and improve vaccination rates that have declined since the start of the COVID-19 Pandemic. For example, a claims-based analysis examined vaccine uptake among adolescents aged 9-18 years old enrolled in Medicaid Managed Care and found a **26% decline** in claims for recommended vaccinations when comparing March–October 2019 to the same period in 2020.<sup>5-8</sup>

As observed in the graph below, the cumulative adolescent wellness visit trends are not returning closer to historical average in mid-2021 as compared to the other age cohorts. Summertime is a **peak time period** for adolescents to complete wellness visits where preventive services, like the administration of recommended vaccinations, may occur before or at the start of the school year.<sup>2,3,9,10</sup>

2021 US wellness visit cumulative change against 2017-2019 three year average for the same time period<sup>2,a,b</sup>



<sup>a</sup>The total number of wellness visit claims records captured by Optum’s de-identified Clinformatics® Data Mart Database from 2017-2019 was 20,711,248.<sup>2</sup>

<sup>b</sup>The total number of wellness visit claims records captured by HealthVerity COVID-19 Surveillance and Utilization Syndicated Weekly Offering from 2020 through August 8, 2021 was 13,537,033 and 8,984,000+ respectively.<sup>2</sup>



## Actions that may be taken NOW to increase awareness and uptake of recommended vaccinations<sup>3,7,9</sup>:

1

**RAISE AWARENESS** by incorporating digital and mainstream media campaigns as part of outreach programs<sup>11,12</sup>

2

**IDENTIFY APPROPRIATE PATIENTS** and utilize outreach programs through reminder recall to **ENCOURAGE SCHEDULING** of recommended vaccination appointments<sup>6,7,13</sup>

3

Ensure that providers use **EVERY OPPORTUNITY** to vaccinate and educate, along with consider **ALTERNATE VACCINATION** opportunities, such as curbside clinics or “drive-through” appointments<sup>6,7</sup>

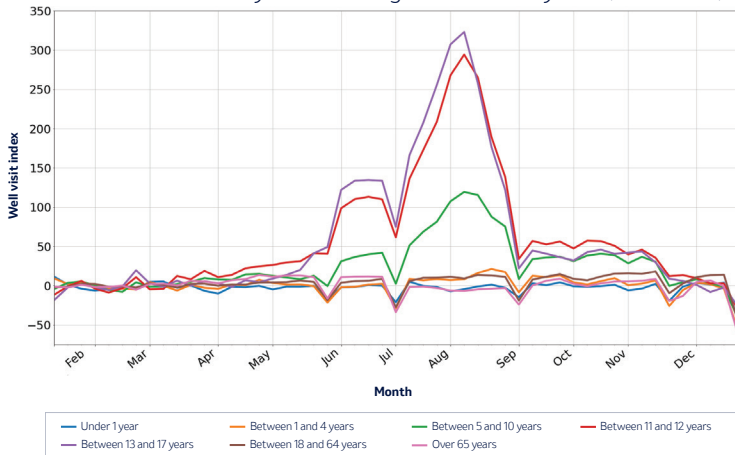
**WHAT ACTION(S) CAN YOU TAKE?**

# A DIFFERENT APPROACH FOR ADOLESCENTS MAY BE NEEDED GOING FORWARD

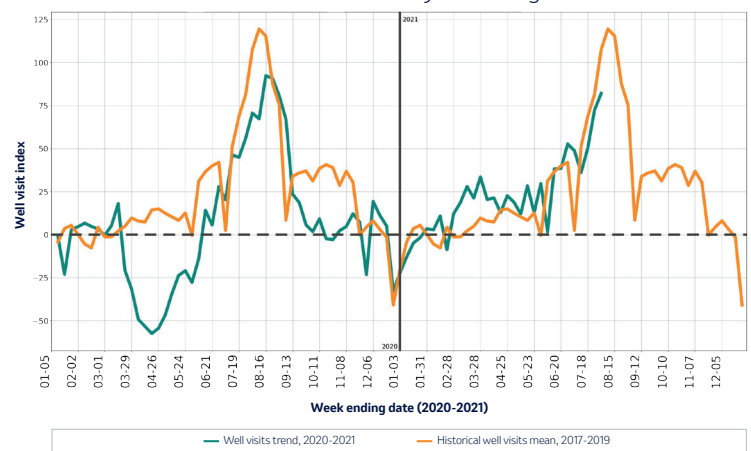
During early 2021 summer months, there has been an observed difference in current wellness visit trends compared to the historical average for children 5-10 years old vs adolescents in the 11- to 12- and 13- to 17-year old cohorts.<sup>2</sup>

## 2020-2021 US wellness visit trends against 2017-2019 three-year average for the same time period<sup>2,a,b</sup>

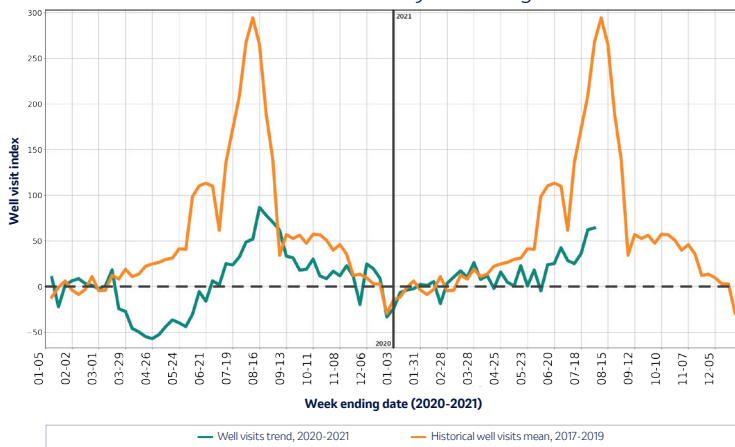
US wellness visit weekly index averaged over three years (2017-2019)<sup>2,a</sup>



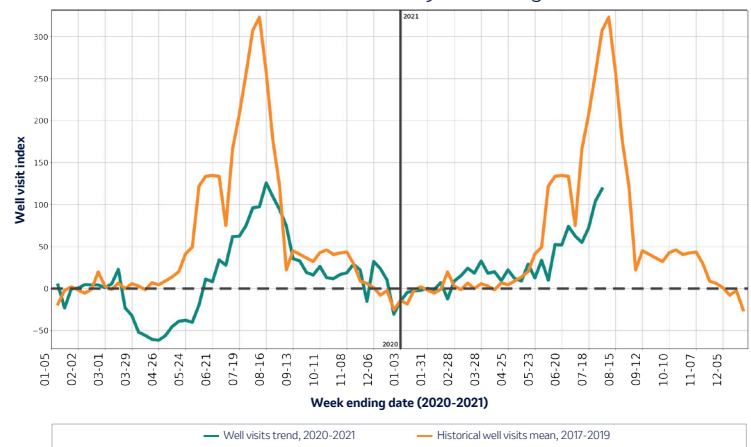
Between 5 and 10 years of age<sup>2,b</sup>



Between 11 and 12 years of age<sup>2,b</sup>



Between 13 and 17 years of age<sup>2,b</sup>



<sup>a</sup>The total number of wellness visit claims records captured by Optum's de-identified Clinformatics® Data Mart Database from 2017-2019 was 20,711,248.<sup>2</sup>

<sup>b</sup>The total number of wellness visit claims records captured by HealthVerity COVID-19 Surveillance and Utilization Syndicated Weekly Offering from 2020 through August 8, 2021 was 13,537,033 and 8,984,000+, respectively.<sup>2</sup>

## WELLNESS VISITS ARE ESSENTIAL for many reasons, including getting recommended vaccinations for children and adolescents.<sup>3,9</sup>

As a result of the recent declines in recommended vaccination rates, the Centers for Disease Control and Prevention (CDC) has released guidance stating that recommended vaccinations are an essential preventive health service that should be maintained.<sup>3,7</sup>

**References:** **1.** Barach P, Fisher SD, Adams MJ, et al. Disruption of healthcare: Will the COVID pandemic worsen non-COVID outcomes and disease outbreaks? *Prog Pediatr Cardiol.* 2020;59:101254. doi:10.1016/j.ppedcard.2020.101254 **2.** Data available on request from Merck & Co., Inc, Professional Services-DAP, WP1-27, PO Box 4, West Point, PA 19486-0004. Please specify information package US-NON-08565. **3.** Centers for Disease Control and Prevention (CDC). Catch up on well-child visits and recommended vaccinations. Last reviewed June 17, 2021. Accessed September 1, 2021. [https://www.cdc.gov/vaccines/parents/visit/vaccination-during-COVID-19.html?CDC\\_AA\\_refVal=https%3A%2F%2Fwww.cdc.gov%2Fvaccines%2Fparents%2Fwhy-vaccinate%2Fwell-child-visits.html](https://www.cdc.gov/vaccines/parents/visit/vaccination-during-COVID-19.html?CDC_AA_refVal=https%3A%2F%2Fwww.cdc.gov%2Fvaccines%2Fparents%2Fwhy-vaccinate%2Fwell-child-visits.html) **4.** Avalere Health. The COVID-19 pandemic: Impact on US adolescent and adult vaccine utilization across markets. Published 2021. Accessed September 1, 2021. [https://avalere.com/wp-content/uploads/2021/02/The-COVID-19-Pandemic-Impact-on-US-Adolescent-and-Adult-Vaccine-Utilization-Across-Markets\\_White-Paper.pdf](https://avalere.com/wp-content/uploads/2021/02/The-COVID-19-Pandemic-Impact-on-US-Adolescent-and-Adult-Vaccine-Utilization-Across-Markets_White-Paper.pdf) **5.** Gillen EM, Donthi S, Sobel E, et al. Vaccination rates among Medicaid adolescents declined during pandemic. Avalere Health. Published August 18, 2021. Accessed September 1, 2021. <https://avalere.com/insights/vaccination-rates-among-medicaid-adolescents-declined-during-pandemic> **6.** Immunization Coalitions Network. Network news - November 4, 2020. Published November 4, 2020. Accessed September 1, 2021. <https://www.immunizationcoalitions.org/news202104/#NN2> **7.** Centers for Disease Control and Prevention (CDC). Interim guidance for routine and influenza immunization services during the COVID-19 pandemic. Last reviewed April 15, 2021. Accessed September 1, 2021. <https://www.cdc.gov/vaccines/pandemic-guidance/index.html> **8.** National Foundation for Infectious Diseases (NFID). Issue brief: The impact of COVID-19 on US vaccination rates. Published August 2020. Accessed September 1, 2021. <https://www.nfid.org/keep-up-the-rates/issue-brief-the-impact-of-covid-19-on-us-vaccination-rates/> **9.** Centers for Disease Control and Prevention (CDC). Recommended child and adolescent immunization schedule for ages 18 years or younger, 2021. Published February 11, 2021. Accessed September 1, 2021. <https://www.cdc.gov/vaccines/schedules/downloads/child/0-18yrs-child-combined-schedule.pdf> **10.** Lorick SA, Fishbein D, Weintraub E, et al. Uptake of meningococcal conjugate vaccine among adolescents in large managed care organizations, United States, 2005: Demand, supply and seasonality. *BMC Infect Dis.* 2009;9:175. doi:10.1186/1471-2334-9-175. **11.** Association of State and Territorial Health Officials (ASTHO). Communicating effectively about vaccines: New communication resources for health officials. Published 2010. Accessed September 1, 2021. <https://astho.org/Programs/Immunization/Communicating-Effectively-About-Vaccines--New-Communication-Resources-for-Health-Officials/> **12.** American Academy of Pediatrics (AAP). Pediatric practice marketing and communications. Last updated August 10, 2021. <https://www.aap.org/en/practice-management/pediatric-practice-marketing-and-communications/> **13.** American Academy of Pediatrics (AAP). Immunizations. Reminder and recall strategies. Last updated August 11, 2021. Accessed September 1, 2021. <https://www.aap.org/en/patient-care/immunizations/implementing-immunization-administration-in-your-practice/reminder-and-recall-strategies/>